


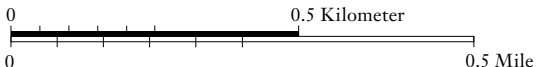

 Lyme Land Conservation Trust  
**HONEY HILL PRESERVE**

 TRAIL: 0.9 mile

 PRESERVE BOUNDARY
  WETLANDS



# The Trails

This preserve contains typical Connecticut woodlands with a large variety of trees, plants, and animals. Here's a partial list of species seen on the property: **Trees:** Dogwood, Maple, Oak, Yellow Birch, Beech, Tulip, Sassafras, Beech, White Ash; **Shrubs:** Witch Hazel, Viburnum, Blueberry, Spice Bush and Winterberry. **Wildflowers and other plants:** Canada Mayflower, Lady Slipper, Marsh Marigold, Jack-in-the-Pulpit; Yellow Starflower, Violets, Indian Cucumber, Moccasin Flower, Grape, False Lily-of-the-Valley, Trillium, Rattlesnake Plantain, Spotted Wintergreen, Ground Cedar, Skunk Cabbage, Cardinal Flower ; **Ferns:** New York Fern, Christmas Fern, Ostrich Fern, Hay Scented Fern, Cinnamon Fern; and **Animals:** Deer, Raccoon, Fox, Possum, Squirrel, Chipmunk, Wild Turkey, Warblers, Woodpeckers, Vireos, Chickadee, Snakes, Beetles, Frogs and an occasional Coyote.

## OTHER THINGS YOU MAY SEE:

**STONE WALLS:** You will see a number of stone walls crossing this area, indicating that the land was once used for grazing and farming. Walls with only large stones indicate grazing, while small stones mixed with large may mean that the land was once plowed.

**GLACIAL ERRATICS:** Ten thousand years ago when a mile high river of ice finally left Connecticut, it left behind huge amounts of sand, gravel, rocks and boulders called glacial erratics, because they are different from surrounding rocks. The "erratics" were collected as it advanced like a mammoth bulldozer across North America. The glacier's

terminal moraines—now known as Long Island and Cape Cod—remain as permanent reminders of this last great ice age.

**WETLANDS:** Wetlands also have special soils which act like sponges to control flooding, recharge ground water and filter pollutants. Many animals such as Wood Frogs, Spotted Salamanders, Baltimore Butterflies and Barred Owls need a wetland habitat. Look for animal tracks in muddy spots.

**WOLF TREES:** These dominant trees are much older than their neighbors and are another clue that this land was once open. They may have been left standing as boundary markers or as shade for grazing animals. Foresters call them wolf trees because of their poor timber value.

**NOTE:** Please be careful of poison ivy, especially near the Preserve entrance. Check for deer ticks when you get home.

*For more information about the Lyme Land Conservation Trust or to become a member, please visit our website at: [lymelandtrust.org](http://lymelandtrust.org) or write us as Lyme Land Conservation Trust, P.O. Box 1002, Lyme, CT 06371.*

## TRAILS OF LYME Honey Hill Preserve



Thomas W. Nason, *The Brook*, Florence Griswold Museum; Lyme Historical Society

Honey Hill Preserve was created by two gifts of land to the Lyme Land Conservation Trust. The first was a tract of 28.74 acres donated by the Nature Conservancy. The second was a gift of 9.32 acres from Robert Klimek and includes a right-of-way to Rt. 82.

## ALLOWED ACTIVITIES:

The Honey Hill Preserve is open from sunrise to sunset and it provides opportunities for hiking and wildlife viewing. Keep dogs under close control at all times. Do not allow them to approach strangers or disturb sensitive areas. In general please respect the environment, do not disturb or remove anything, stay on and share the trail, respect other users and keep the trail clean.

## PLEASE HELP US MAINTAIN THE TRAIL:

Carry clippers and a small bag for trash.  
Do: Cut back plants that are encroaching on the path.  
Do: Cut saplings (baby trees) low to the ground or leave waist high.  
Do: Remove branches and sticks that have fallen on the path.